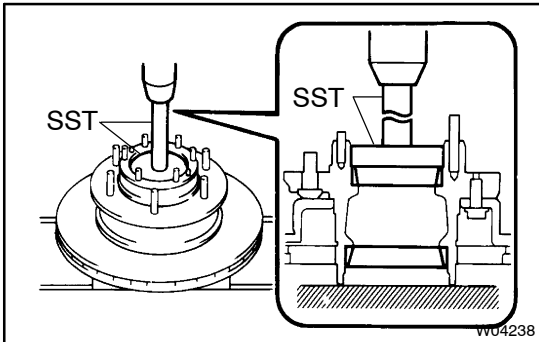


## REASSEMBLY

### 1. INSTALL DISC

- (a) Align the matchmarks on the front axle hub and disc and install the disc on the front axle hub.
- (b) Tighten the 6 bolts.

**Torque: 61 N·m (625 kgf·cm, 45 ft·lbf)**



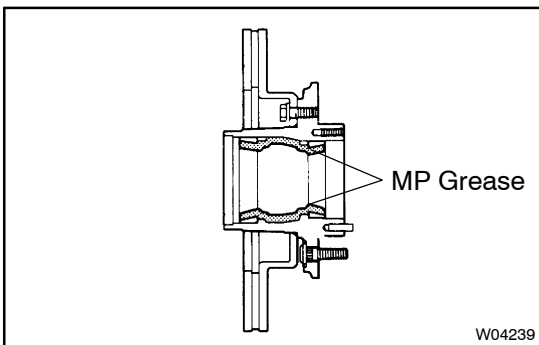
### 2. INSTALL BEARING OUTER RACES

- (a) Using SST and a press, install a new outside bearing outer race.

SST 09950-60020 (09951-00720),  
09950-70010 (09951-07150)

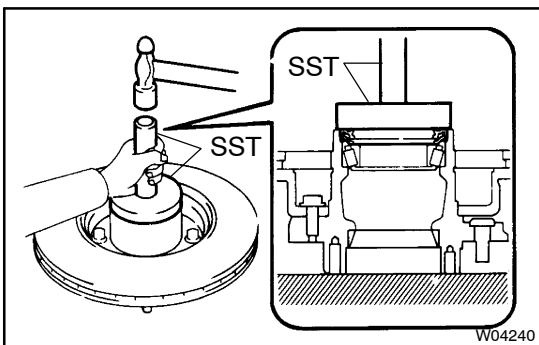
- (b) Using SST and a press, install a new inside bearing outer race.

SST 09950-60020 (09951-00810),  
09950-70010 (09951-07150)



### 3. INSTALL INNER BEARING AND NEW OIL SEAL

- (a) Pack the inner and outer bearings with MP grease.
- (b) Coat the inside of the front axle hub with MP grease.
- (c) Install the inner bearing into the front axle hub.



- (d) Using SST and a hammer, install a new oil seal until its end is flush with the surface of the axle hub.

SST 09950-60020 (09951-00910),  
09950-70010 (09951-07150)

- (e) Coat the lip of the oil seal with MP grease.